

WHOLE BLOOD NUTRIENT PROFILE DEMO

FINAL REPORT

Accession ID: 2401180025

Name: WHOLE BLOOD NUTRIENT
PROFILE DEMO
Date of Birth: 01-01-1111
Gender: Male
Age: 01
Height:
Weight:
Fasting: UNKNOWN

Telephone: 000-000-0000
Street Address:
Email:

Provider Information

Practice Name: DEMO CLIENT, MD
Provider Name: DEMO CLIENT, MD
Phlebotomist: 0

Telephone: 000-000-0000
Address: 3521 Leonard Ct, Santa
Clara, CA 95054

Report Information

Current Result Previous Result In Control Moderate Risk

Specimen Information

Sample Type	Collection Time	Received Time	Report	Final Report Date
Blood Microtube	2024-01-30 12:00 (PDT)	2024-01-31 15:04 (PDT)	Whole Blood Nutrient Profile - P2	2024-02-14 22:05 (PDT)

SAMPLE

INTRODUCTION

Vibrant Wellness is pleased to present Whole Blood Nutrient profile to help you make healthy lifestyle, dietary and treatment choices in consultation with your healthcare provider. It is intended to be used as a tool to encourage a general state of health and well-being. The Vibrant Whole Blood Nutrient Profile is a test to enable direct measurement of both intra- and extracellular nutrient status of common vitamins, minerals, co-factors, amino acids, and essential fatty acids. The Nutrient profile provides the most complete and accurate picture of a patient's current micronutrient status.

Methodology:

The Vibrant Whole Blood Nutrient Profile uses tandem mass spectrometry methodology (LC-MS/MS) and Inductively coupled plasma mass spectrometry (ICP-MS) for quantitative detection of the nutrient markers.

Interpretation of Report:

The Whole Blood Nutrient Profile Summary provides concise information on the abnormal analytes along with corresponding results from previous testing (if applicable). This is followed by a complete list of all analytes tested with quantitative results to enable a full overview along with the corresponding reference ranges. Reference ranges have been established using a cohort of 1000 apparently healthy individuals. The classification of Red indicates a result that is outside the reference range and the classification of Green denotes a result that is within the reference range.

The Vibrant Wellness platform provides tools for you to track and analyze your general wellness profile. Testing for the fungal antibodies panel is performed by Vibrant America, a CLIA certified lab CLIA#:05D2078809. Vibrant Wellness provides and makes available this report and any related services pursuant to the Terms of Use Agreement (the "Terms") on its website at www.vibrant-wellness.com. By accessing, browsing, or otherwise using the report or website or any services, you acknowledge that you have read, understood, and agree to be bound by these terms. If you do not agree to accept these terms, you shall not access, browse, or use the report or website. The statements in this report have not been evaluated by the Food and Drug Administration and are only meant to be lifestyle choices for potential risk mitigation. Please consult your physician for medication, treatment, diet, exercise, or lifestyle management as appropriate. This product is not intended to diagnose, treat, or cure any disease or condition.

Please note:

It is important that you discuss any modifications to your diet, exercise, and nutritional supplementation with your physician before making any changes. Pediatric reference ranges have not been established for this test.

Amino Acids

No markers are outside the normal reference range

Antioxidants

No markers are outside the normal reference range

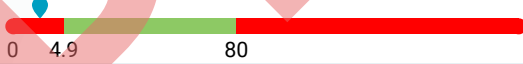

Metabolites

No markers are outside the normal reference range


Minerals

No markers are outside the normal reference range

Vitamins





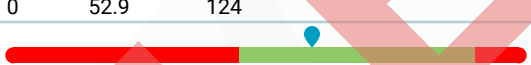



Test Name	Current	Previous	Result	Reference
Vitamin B3 (ng/mL)	3.3			5.0-80.0
Vitamin C (mg/dL)	0.3			0.5-4.0

Whole Blood Omega Fatty Acids



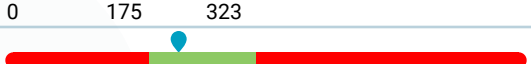

Test Name	Current	Previous	Result	Reference
Omega-6/Omega-3	1.69			2.3-14.5

Whole Blood Nutrient Profile





Amino Acids

Test Name	Current	Previous	Result	Reference
Arginine (nmol/mL)	140.6			85.0-250.0
Asparagine (nmol/mL)	139.1			90.0-160.0
Citrulline (nmol/mL)	66.9			40.0-85.0
Glutamine (nmol/mL)	567.4			450.0-817.0
Isoleucine (nmol/mL)	90.8			53.0-124.0
Leucine (nmol/mL)	155.7			121.0-249.0
Serine (nmol/mL)	264.4			184.0-280.0
Valine (nmol/mL)	300.0			195.0-370.0


Antioxidants

Test Name	Current	Previous	Result	Reference
Coenzyme Q10 (mcg/mL)	3.53			1.1-4.89
Cysteine (nmol/mL)	35.0			10.0-37.0
Glutathione (mcg/mL)	250.8			176.0-323.0
Selenium (ng/mL)	129.0			120.0-200.0

Metabolites








Test Name	Current	Previous	Result	Reference
Carnitine (nmol/mL)	61.7			20.0-75.0
Choline (nmol/mL)	28.1			10.0-35.0
Inositol (nmol/mL)	78.7			40.0-85.0
MMA (nmol/mL)	14.6			6.0-14.9

Minerals




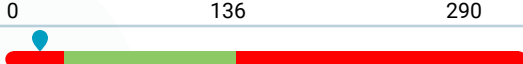








Test Name	Current	Previous	Result	Reference
Calcium (mg/dL)	18.4			15.0-30.0

Whole Blood Nutrient Profile

Minerals

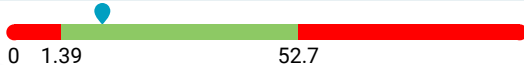









Test Name	Current	Previous	Result	Reference
Chromium (ng/mL)	0.50			0.1-1.2
Copper (mcg/mL)	1.4			0.5-1.5
Copper to Zinc Ratio	0.19			0.15-0.41
Iron (mg/dL)	90.8			88.0-117.0
Magnesium (mg/dL)	4.1			3.6-7.7
Manganese (ng/mL)	9.8			8.0-19.0
Zinc (mcg/mL)	7.3			4.4-8.6

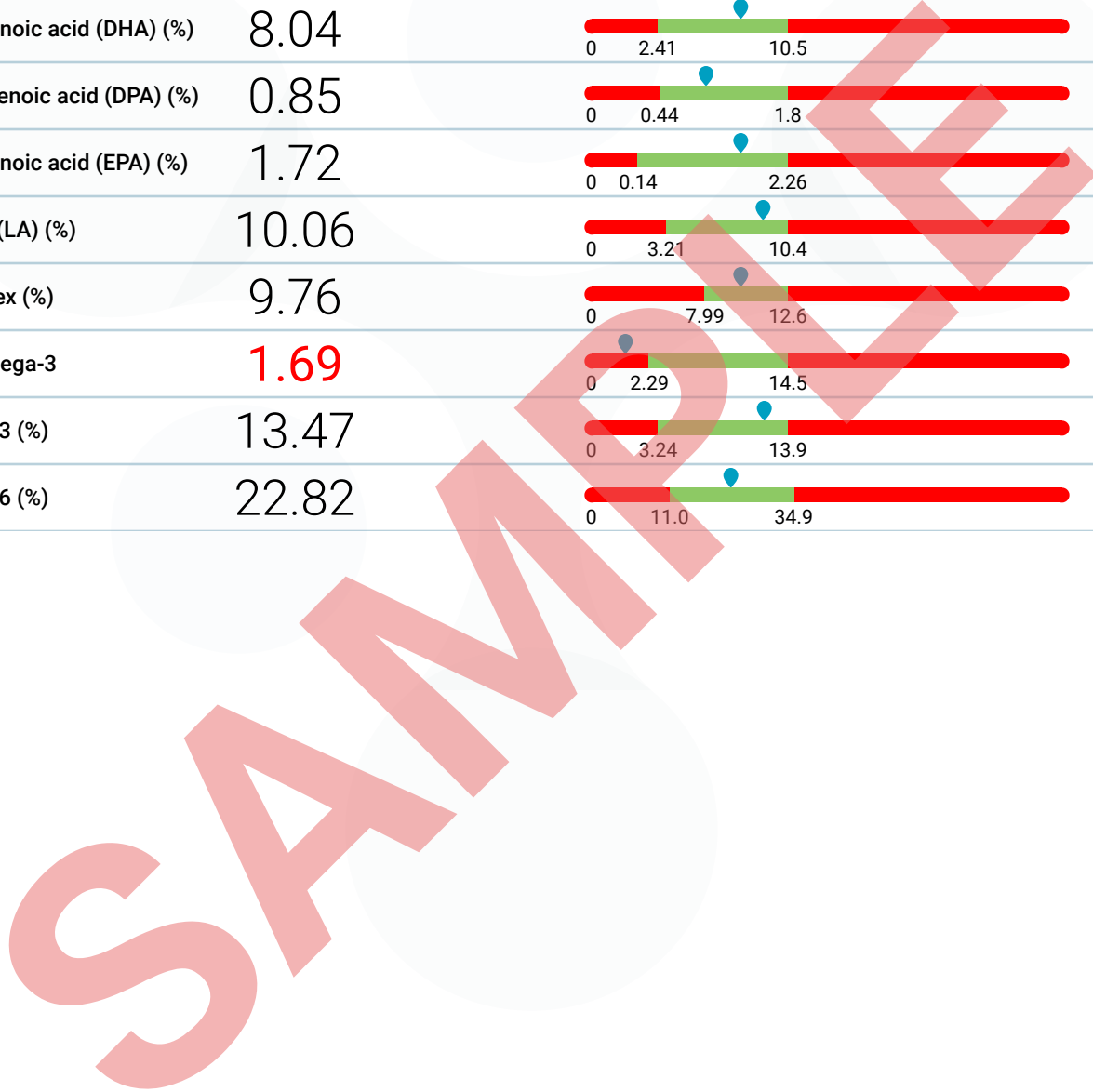
Vitamins

Test Name	Current	Previous	Result	Reference
Folate (ng/mL)	532.4			≥498.0
Vitamin A (mcg/dL)	53.2			40.0-90.0
Vitamin B1 (nmol/L)	158.1			70.0-180.0
Vitamin B2 (mcg/L)	265.6			137.0-290.0
Vitamin B3 (ng/mL)	3.3			5.0-80.0
Vitamin B5 (mcg/L)	90.3			20.0-360.0
Vitamin B6 (ng/mL)	14.6			4.0-83.0
Vitamin C (mg/dL)	0.3			0.5-4.0
Vitamin D3 (mcg/mL)	2.9			1.1-5.2
Vitamin E (mg/L)	20.3			5.0-30.0
Vitamin K1 (ng/mL)	4.98			0.1-5.0
Vitamin K2 (ng/mL)	1.87			1.0-8.0

Whole Blood Nutrient Profile

Whole Blood Omega Fatty Acids

Test Name	Current	Previous	Result	Reference
AA/EPA	6.37			1.4-52.7
Arachidonic acid (AA) (%)	10.95			5.5-19.01
Docosahexaenoic acid (DHA) (%)	8.04			2.42-10.52
Docosapentaenoic acid (DPA) (%)	0.85			0.45-1.8
Eicosapentaenoic acid (EPA) (%)	1.72			0.15-2.26
Linoleic acid (LA) (%)	10.06			3.22-10.49
Omega-3 Index (%)	9.76			8.0-12.66
Omega-6/Omega-3	1.69			2.3-14.5
Total Omega-3 (%)	13.47			3.25-13.99
Total Omega-6 (%)	22.82			11.03-34.96



Risk and Limitations

This test has been developed and its performance characteristics determined by Vibrant America LLC., a CLIA certified lab. These assays have not been cleared or approved by the U.S. Food and Drug Administration. Vibrant Wellness provides additional contextual information on these tests and provides the report in a more descriptive fashion.

Vibrant Whole Blood Nutrient Profile panel does not demonstrate absolute positive and negative predictive values for any condition. Its clinical utility has not been fully established. Clinical history and current symptoms of the individual must be considered by the healthcare provider prior to any interventions. Test results should be used as one component of a physician's clinical assessment.

Vibrant Whole Blood Nutrient Profile panel testing is performed at Vibrant America, a CLIA certified laboratory. Vibrant America has effective procedures in place to protect against technical and operational problems. However, such problems may still occur. Examples include failure to obtain the result for a specific test due to circumstances beyond Vibrant's control. Vibrant may re-test a sample to obtain these results but upon re-testing the results may still not be obtained. As with all medical laboratory testing, there is a small chance that the laboratory could report incorrect results. A tested individual may wish to pursue further testing to verify any results.

The information in this report is intended for educational purposes only. While every attempt has been made to provide current and accurate information, neither the author nor the publisher can be held accountable for any errors or omissions. Tested individuals may find their experience is not consistent with Vibrant's selected peer reviewed scientific research findings of relative improvement for study groups. The science in this area is still developing and many personal health factors affect diet and health. Since subjects in the scientific studies referenced in this report may have had personal health and other factors different from those of tested individuals, results from these studies may not be representative of the results experienced by tested individuals. Further, some recommendations may or may not be attainable, depending on the tested individual's physical ability or other personal health factors. A limitation of this testing is that many of these scientific studies may have been performed in selected populations only. The interpretations and recommendations are done in the context of these studies, but the results may or may not be relevant to tested individuals of different or mixed ethnicities.

Vibrant Wellness makes no claims as to the diagnostic or therapeutic use of its tests or other informational materials. Vibrant Wellness reports and other information do not constitute medical advice and are not a substitute for professional medical advice. Please consult your healthcare practitioner for questions regarding test results, or before beginning any course of medication, supplementation, or dietary changes.

SAMPLE